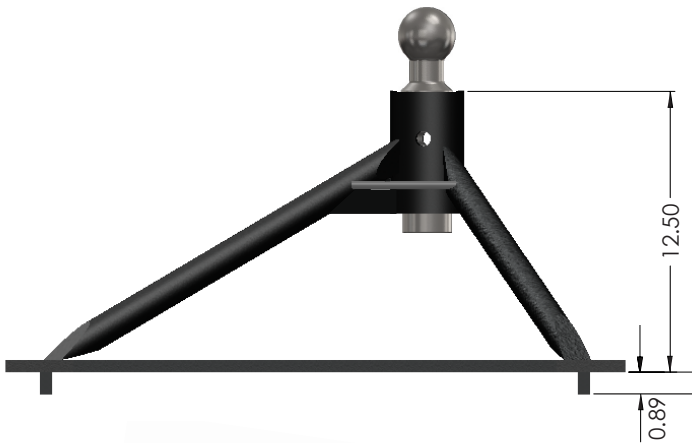
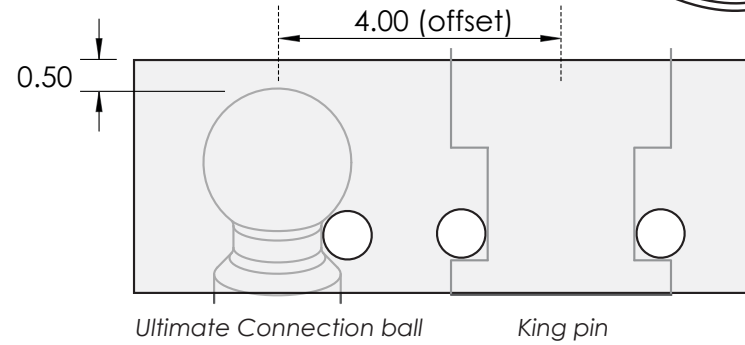
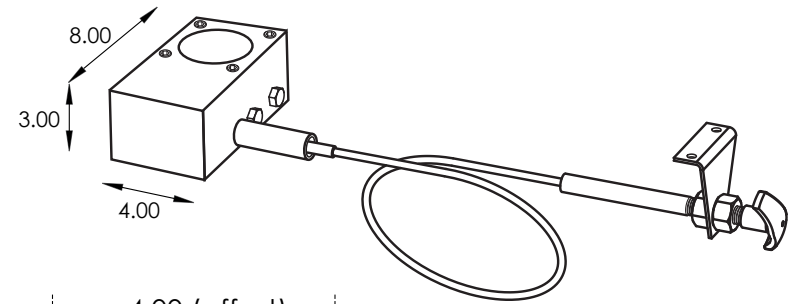




**Kingpin Coupler Block**




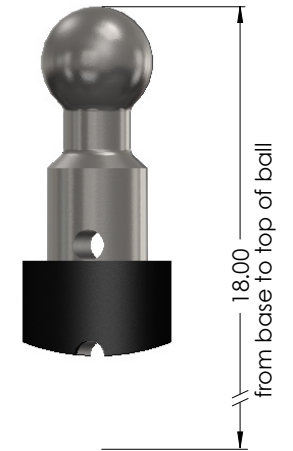
Ball in Low Position



Ball in Mid Position



Ball in High Position



**PROPRIETARY AND CONFIDENTIAL**  
 THE INFORMATION CONTAINED IN THIS DRAWING IS THE SOLE PROPERTY OF ANDERSEN MANUFACTURING. ANY REPRODUCTION IN PART OR AS A WHOLE WITHOUT THE WRITTEN PERMISSION OF ANDERSEN MANUFACTURING IS PROHIBITED.

		UNLESS OTHERWISE SPECIFIED:	NAME	DATE	Andersen Hitches	
		DIMENSIONS ARE IN INCHES	DRAWN		TITLE:	
		TOLERANCES:	CHECKED		Part #3200	
		FRACTIONAL: ±	ENG APPR.		Ultimate 5th Wheel Connection	
		ANGULAR: MACH ± BEND ±	MFG APPR.		Rail Mount	
		TWO PLACE DECIMAL ±	Q.A.		SIZE	DWG. NO.
		THREE PLACE DECIMAL ±	COMMENTS:		B	
		INTERPRET GEOMETRIC TOLERANCING PER:			SCALE: 1:10	WEIGHT:
		MATERIAL				SHEET 1 OF 1
		FINISH				
NEXT ASSY	USED ON	APPLICATION	DO NOT SCALE DRAWING			